# SE-2500 Single Output Power Series Parameters

## Electrical Specifications

| Model | | SE-2500-200 | SE-2500-250 | SE-2500-300 | SE-2500-350 | SE-2500-400 |
|---|---|---|---|---|---|---|
| OUTPUT | DC voltage | 200V | 250V | 300V | 350V | 400V |
| | Current Rating | 12.5A | 10A | 8.3A | 7A | 6.25A |
| | Current Range | 0 ~12.5A | 0 ~10A | 0 ~8.3A | 0 ~7A | 0 ~6.25A |
| | rated power | 2500W | 2500W | 2500W | 2500W | 2500W |
| | Ripple and Noise | 460mVp-p | 500mVp-p | 500mVp-p | 500mVp-p | 500mVp-p |
| | Voltage adjustment range | ADJ-10%-+3% | ADJ-10%-+3% | ADJ-10%-+3% | ADJ-10%-+3% | ADJ-10%-+3% |
| | Voltage Accuracy | ±1.0% | ±1.0% | ±1.0% | ±1.0% | ±1.0% |
| | Line Regulation | ±0.5% | ±0.5% | ±0.5% | ±0.5% | ±0.5% |
| | Load Regulation | ±0.5% | ±0.5% | ±0.5% | ±0.5% | ±0.5% |
| | Start, the rise time | 1000ms, 80ms（Full） | | | | |
| | Hold Time (Typ.) | 10ms（Full） | | | | |
| INPUT | Voltage Range | Single- phase 110V, 220V AC; Note: Each unit can only be manufactured/configured with one selected voltage specification.或 280 ~ 380VDC | | | | |
| | Frequency Range | 47 ~ 63Hz | | | | |
| | Power Factor (Typ.) | 0.75/230V（Full） | | | | |
| | Efficiency (Typ.) | 91% | 91% | 91% | 91% | 91% |
| | Alternating current (Typ.) | 20A/230VAC | | | | |
| | Inrush current (Typ.) | Soft Start 60A/230VAC | | | | |
| | Leakage current | <3.5mA / 240VAC | | | | |
| protection | Overload | Rated output 100 ~ 105% | | | | |
| | | Users can continuously adjustable constant current output signal via analog voltage or over-current protection current constant voltage linearly decreased to zero | | | | |
| | Overvoltage | Close Protection Type Output Output voltage after the restart recovery | | | | |
| | | | | | | |
| | Over temperature | 80℃±5℃ Detection on power transistor radiators | | 105 ℃ ± 5 ℃ Detection on power transistor radiators | | |
| | | Output voltage temperature shutdown protection type automatic recovery after fall | | | | |
| Features | Remote Switch | | | | | |
| | Auxiliary power | 13.8V 0.5A The controller can be used for power supply | | | | |
| | Output voltage control | Output voltage: can be continuously adjusted from 0% to 100% of the rated maximum output current via a 0-5V analog signal, MCU, PLC, PWM, or adjustable resistor. | | | | |
| | Output current control | Output current: can be continuously adjusted from 0% to 105% of the rated maximum output current via a 1-5V analog signal, MCU, PLC, PWM, or adjustable resistor. | | | | |
| | Parallel Current | | | | | |
| surro | Operating temperature | -20 ~ 70℃ | | | | |
| | Working humidity | 20 ~ 90%RH Non-condensing | | | | |

| | | |
|---|---|---|
| **undings** | Temperature Coefficient | ±0.05%/℃ （0~50℃ ） |
| | Vibration resistance | 10 ~ 500Hz，2G 10 Ten minutes / cycle, X, Y, Z axes of 60 minutes |
| **Safety and EMC** | Safety specifications | UL60950-1 |
| | Pressure | I/P-O/P:3KVACI/P-FG:1.5KVAC O/P-FG:0.5KVAC |
| | **Insulation resistance** | I/P-O/P, I/P-FG, O/P-FG:100M Ohms / 500VDC / 25℃/ 70% RH |
| | size | 280*180*63(L*W*H) |
| 备注 | 1. 如未特别说明，所有规格参数均在输入为230VAC，额定负载、25℃环境温度下进行量测。<br>2. 纹波和噪声测量方法：使用一条12"双绞线，同时终端要并联0.1uf和47uf的电容，在20MHZ带宽下进行量测。<br>3. 精度：包含设定误差、线性调整率和负载调整率。 | |

## Organization size

机壳型号 1520B 单位 mm

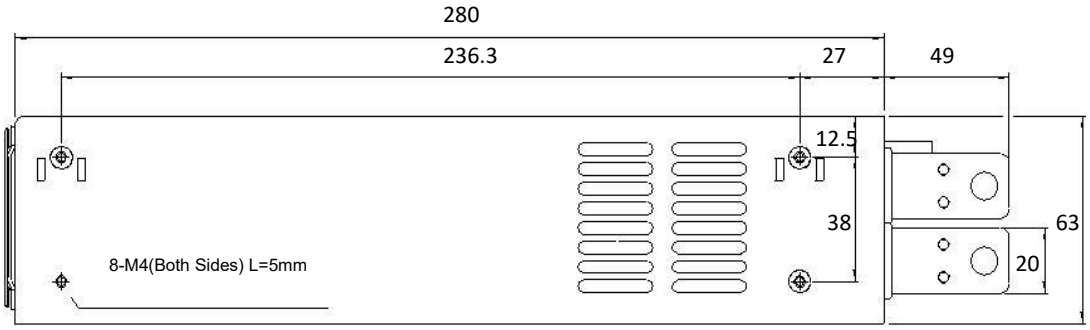


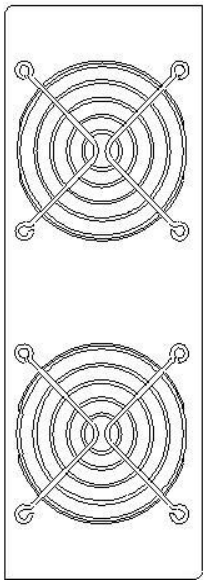

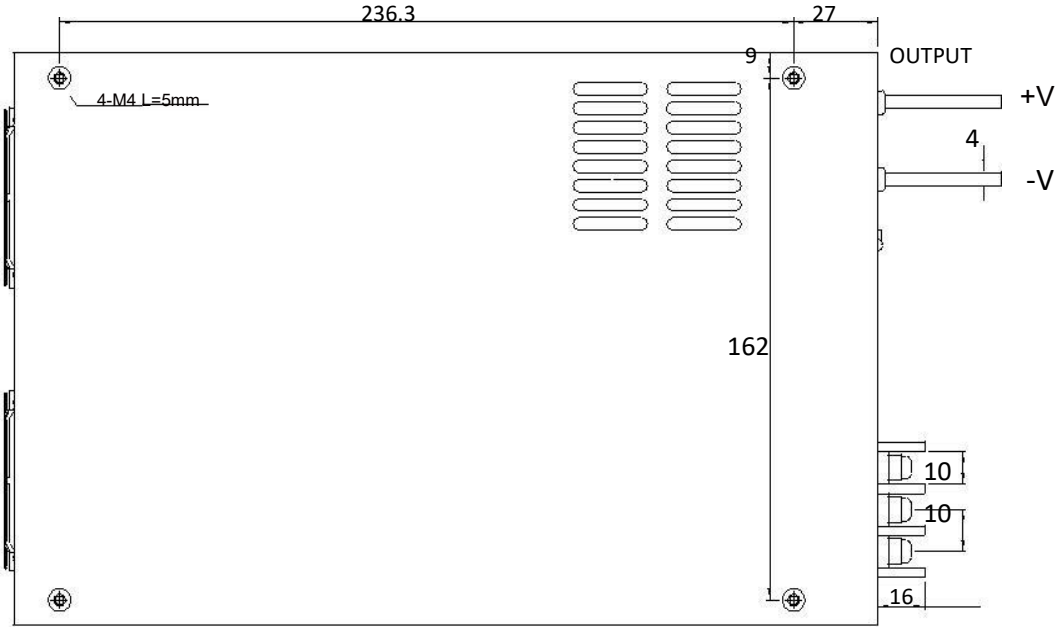


端子引脚分布

| 引脚编号 | 引脚功能 |
|---|---|
| 1 | AC/L |
| 2 | AC/N |
| 3 | FG ⏚ |

*Factory default fixed voltage output*

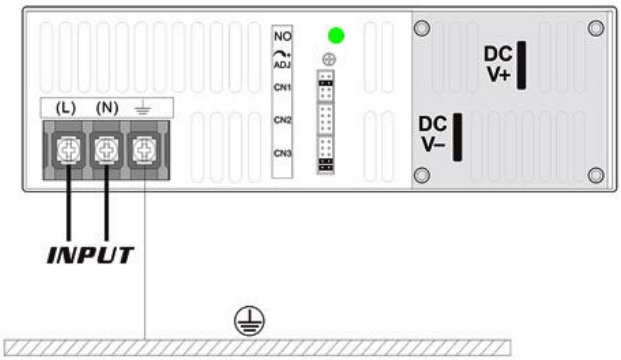


0-5V, 0-10V, PLC, PWM signal control output voltage (0-100%)

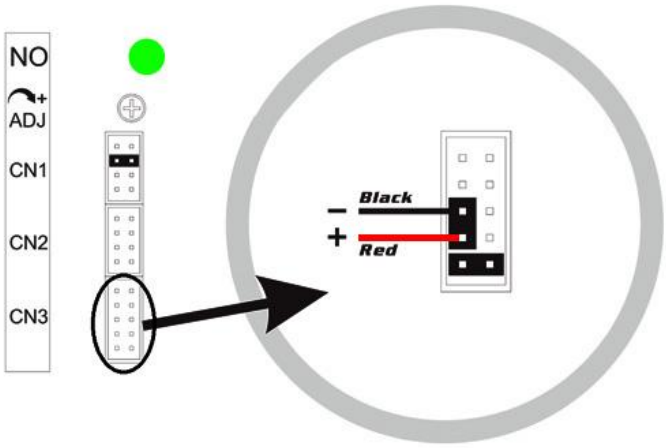

## 0-5V,0-10V,PLC,PMW signal Controls Output current (0-105%)

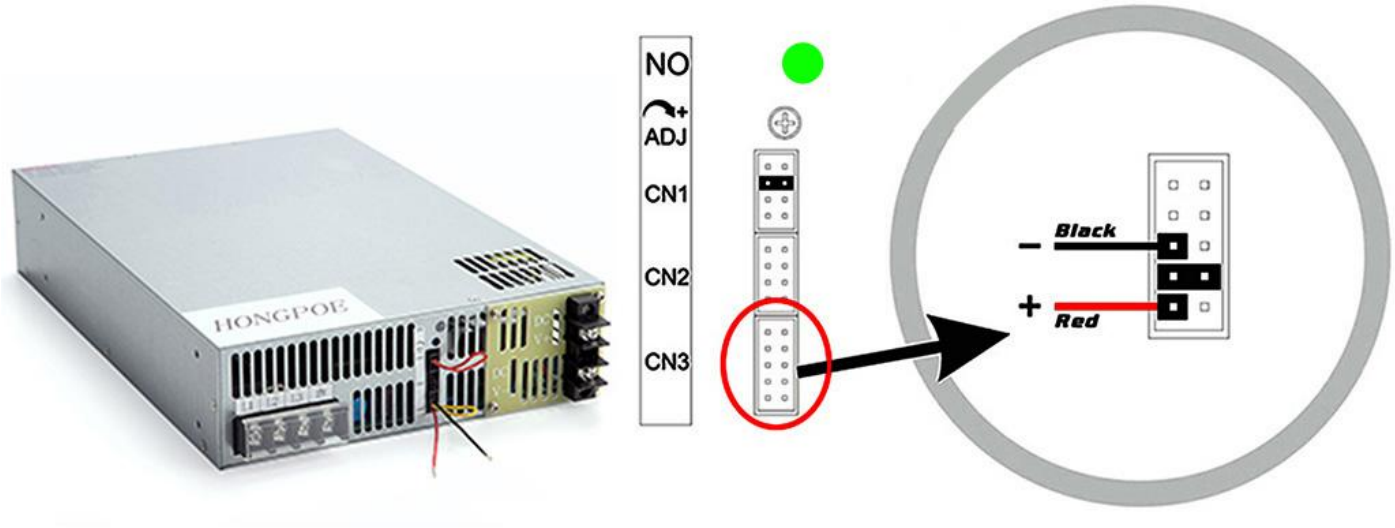


## Variable resistor controls output voltage (0-100%)

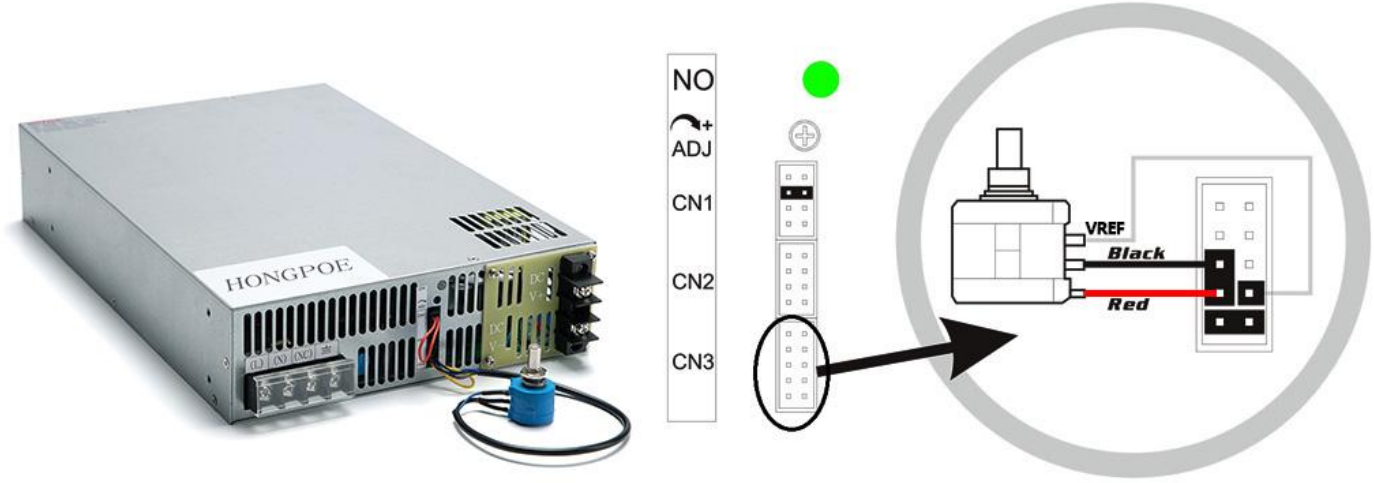

## Variable resistor controls output current (0-105%)

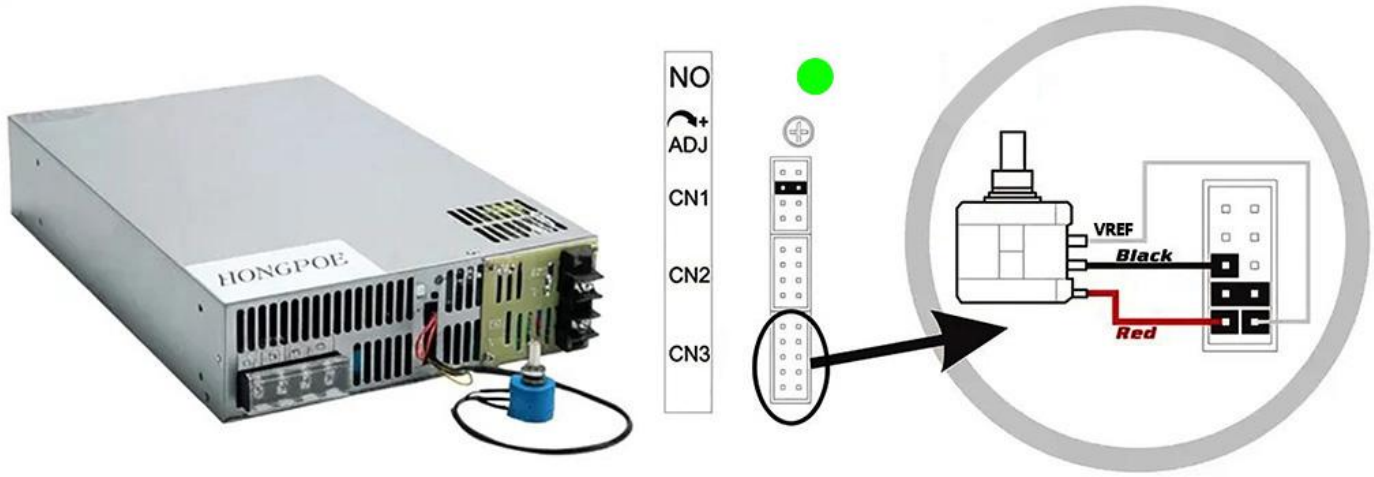


## Remote power ON/OFF function



0-5V, 0-10V, PLC, PMW signal controls output voltage

0-100% and output current 0-105%

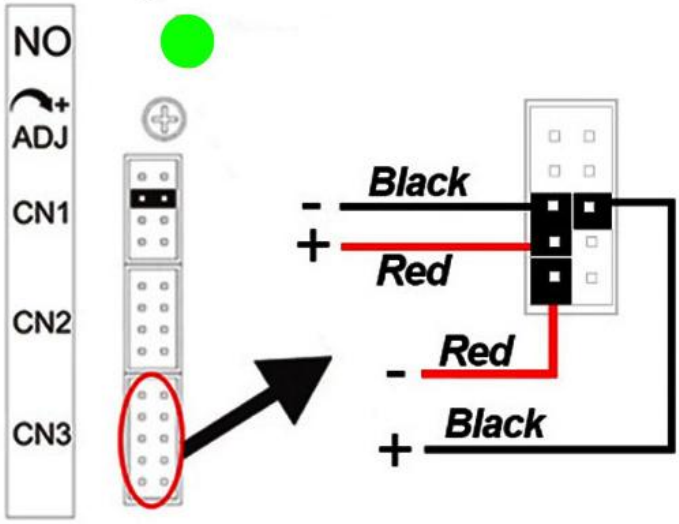


Variable resistor controls output voltage 0-100%

and output current 0-105%

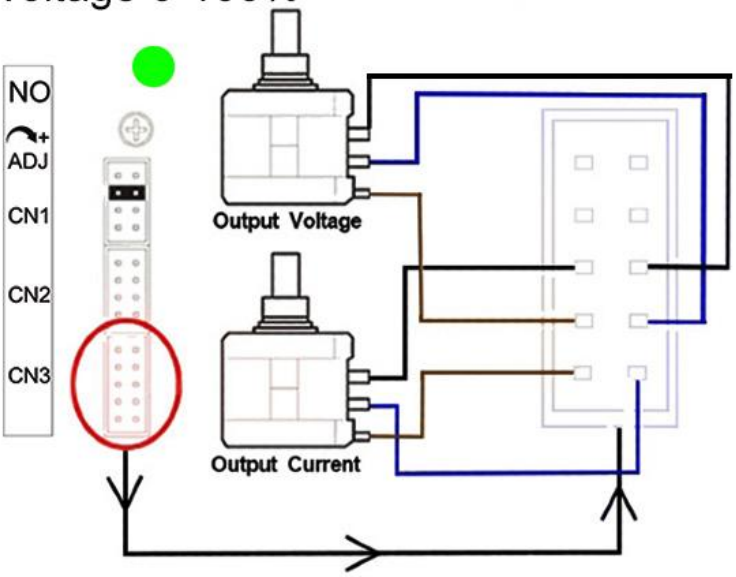

*This series supports parallel wiring method for multiple power supplies with a maximum parallel total power of 50,000W.*

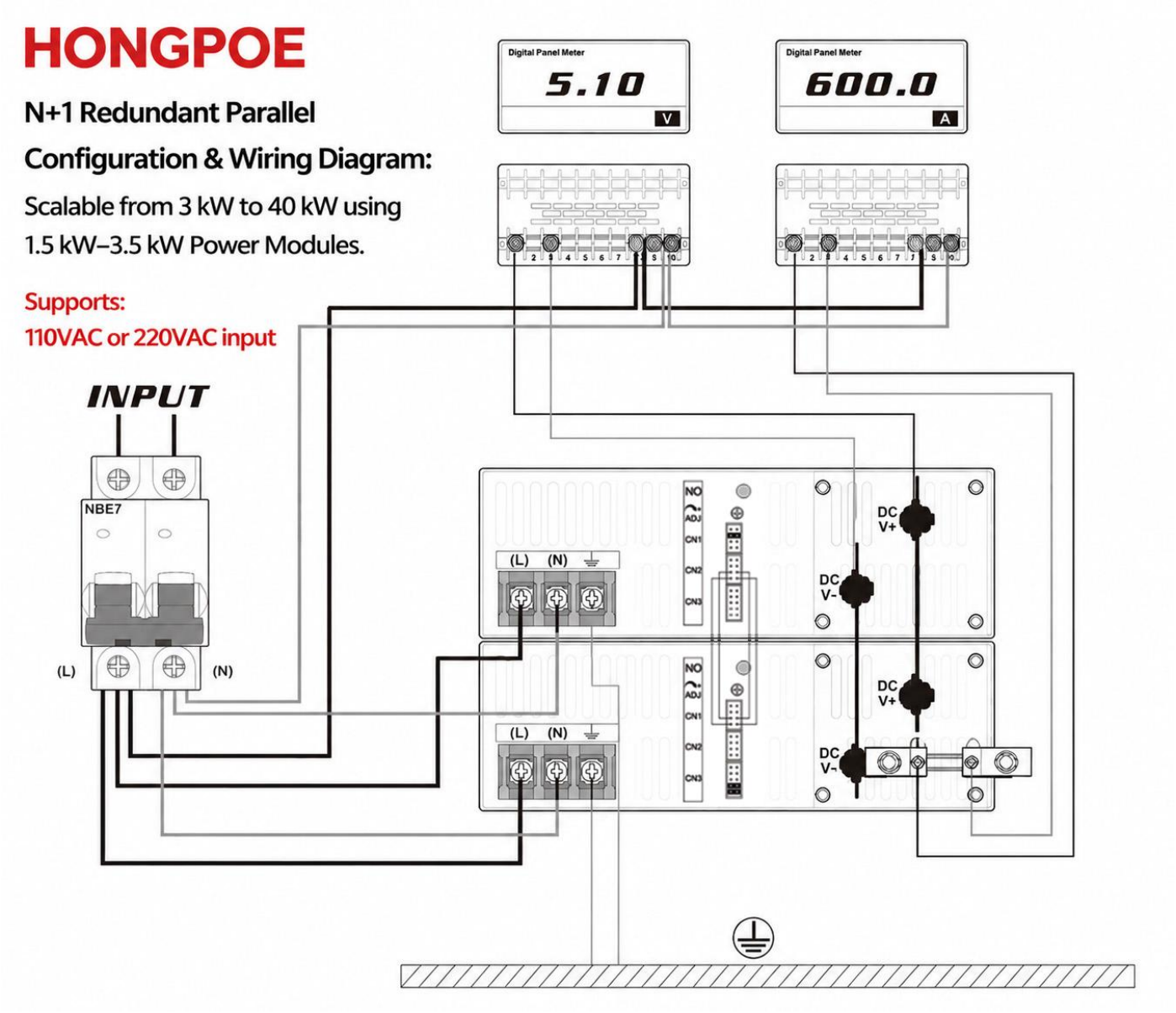

# Industrial Multi-Signal Control Module

## (0–5V / 0–10V / PLC / PWM)

Provides fully adjustable voltage (0–100%) and current (0–105%) regulation.
Designed to ensure stable output and high precision with your automation equipment.




**CONTROL SIGNAL INPUT**

- 0-5V
- 0-10V
- PLC
- PWM Signal

Black Wire : Negative (-)

Red Wire : Positive (+)

**APPLICABLE MODELS:**
**1500W ~ 3500W**
The above functions apply to all models.

**HOW IT WORKS**

Adjust the control input signal to linearity change the output voltage.

| 0% | 50% (Adjustable) | 100% |
|---|---|---|
| 0V Output | Medium Output Voltage | Maximum Output Voltage |

- High Accuracy Stable Output
- Multi-Signal Compatibility
- Adjustable 0–100% / 0–105%
- Easy Integration Industrial Quality

# HONGPOE

## 1500W-3500W

**Overvoltage Protection (OVP)**
Protects against excessive voltage to ensure safe operation.

**Overcurrent Protection (OCP)**
Protects against overcurrent to prevent damage.

**Short-circuit Protection (SCP)**
Protects against short circuits to enhance safety.

**Overtemperature Protection (OTP)**
Protects against overheating to ensure reliable performance.







**5V-110VDC Output**
**(Copper Busbar Output)**




**150V-600VDC Output**
**(Terminal Block Output)**

**High Reliability**
Stable and durable performance

**Full Protections**
OVP / OCP / SCP / OTP
All-round protection

**Smart Cooling**
Built-in fan with temperature control

**Wide Applications**
Suitable for industrial, automation, LED, etc.