SE-1800 Single Output Power Series Parameters

Electrical Specifications

Model		SE-1800-5	SE-1800-12	SE-1800-15	SE-1800-24	SE-1800-27
OUTPUT	DC voltage	5V	12V	15V	24V	27V
	Current Rating	330A	150A	120A	75A	66.6A
	Current Range	0 ~330A	0 ~150A	0 ~120A	0 ~75A	0 ~66.6A
	rated power	1800W	1800W	1800W	1800W	1800W
	Ripple and Noise	330mVp-p	360mVp-p	390mVp-p	420mVp-p	420mVp-p
	Voltage adjustment range	ADJ-10%-+3%	ADJ-10%-+3%	ADJ-10%-+3%	ADJ-10%-+3%	ADJ-10%-+3%
	Voltage Accuracy	±1.0%	±1.0%	±1.0%	±1.0%	±1.0%
	Line Regulation	±0.5%	±0.5%	±0.5%	±0.5%	±0.5%
	Load Regulation	±0.5%	±0.5%	±0.5%	±0.5%	±0.5%
	Start, the rise time	1000ms, 80ms（Full）				
	Hold Time (Typ.)	10ms（Full）				
INPUT	Voltage Range	Single- phase 110V, 220V AC; Note: Each unit can only be manufactured/configured with one selected voltage specification.或 280 ~ 380VDC				
	Frequency Range	47 ~ 63Hz				
	Power Factor (Typ.)	0.75/230V（Full）				
	Efficiency (Typ.)	86%	87%	87%	87%	87%
	Alternating current (Typ.)	14A/180VAC 12A/230VAC				
	Inrush current (Typ.)	Soft Start 19A/230VAC				
	Leakage current	<3.5mA / 240VAC				
protection	Overload	Rated output 100 ~ 105%				
		Users can continuously adjustable constant current output signal via analog voltage or over-current protection current constant voltage linearly decreased to zero				
	Overvoltage	Close Protection Type Output Output voltage after the restart recovery				
	Over temperature	80℃±5℃ Detection on power transistor radiators		105 ℃ ± 5 ℃ Detection on power transistor radiators		
		Output voltage temperature shutdown protection type automatic recovery after fall				
Features	Remote Switch					
	Auxiliary power	13.8V 0.5A The controller can be used for power supply				
	Output voltage control	Use 0 ~ 5V analog signal or MCU SPWM control output 0V to 100% of rated voltage, continuously adjustable linear rise				
	Output current control	Use 1 ~ 5V analog signal or MCU PWM control output current 0 to the maximum rated output current continuously adjustable				
	Parallel Current					
surro	Operating temperature	-20 ~ 70℃				
	Working humidity	20 ~ 90%RH Non-condensing				

undi ngs	Temperature Coefficient	±0.05%/℃ （0~50℃ ）
	Vibration resistance	10 ~ 500Hz，2G 10 Ten minutes / cycle, X, Y, Z axes of 60 minutes
Safety and EMC	Safety specifications	UL60950-1
	Pressure	I/P-O/P:3KVACI/P-FG:1.5KVAC O/P-FG:0.5KVAC
	Insulation resistance	I/P-O/P, I/P-FG, O/P-FG:100M Ohms / 500VDC / 25℃/ 70% RH
	size	280*180*63(L*W*H)
备注	1. 如未特别说明，所有规格参数均在输入为230VAC，额定负载、25℃环境温度下进行量测。 2. 纹波和噪声测量方法：使用一条12"双绞线，同时终端要并联0.1uf和47uf的电容，在20MHZ带宽下进行量测。 3. 精度：包含设定误差、线性调整率和负载调整率。	

Organization size

机壳型号 1520B 单位 mm

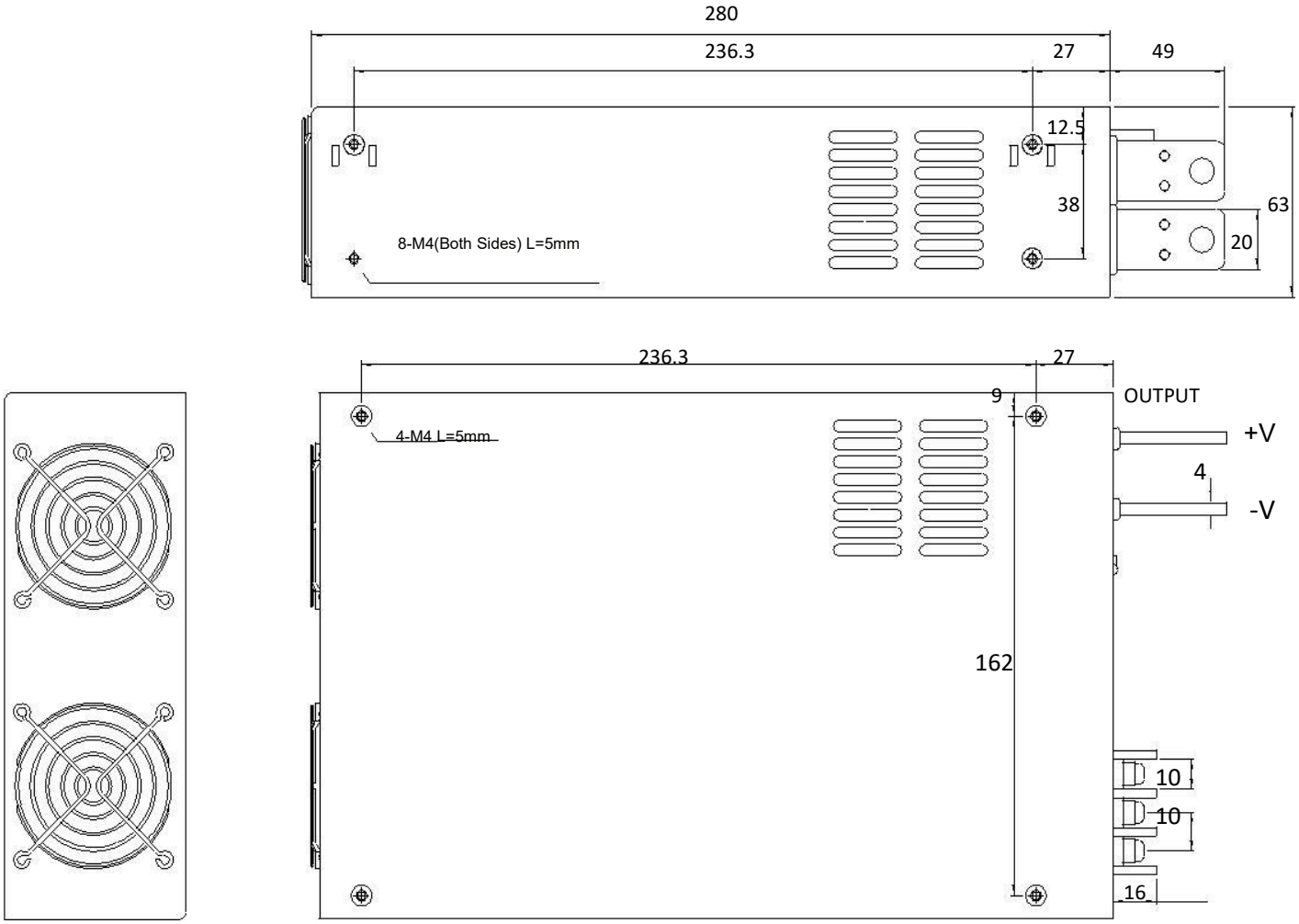

端子引脚分布

引脚编号	引脚功能
1	AC/L
2	AC/N
3	FG ⏚

Factory default fixed voltage output

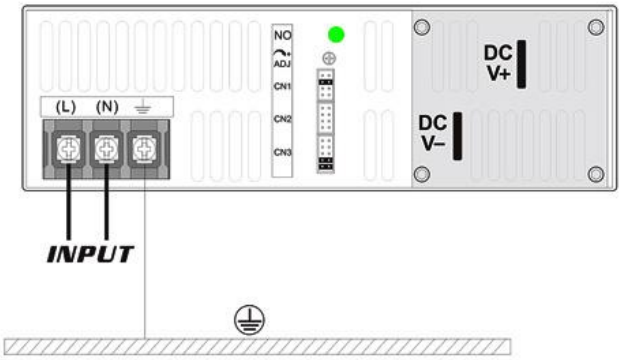

0-5V, 0-10V, PLC, PWM signal control output voltage (0-100%)

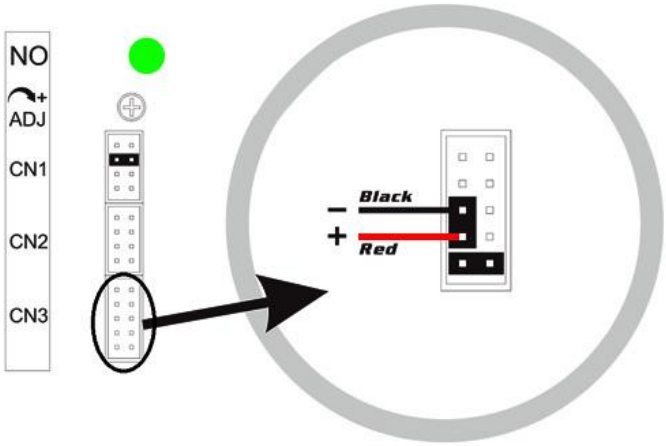

0-5V,0-10V,PLC,PMW signal Controls Output current (0-105%)

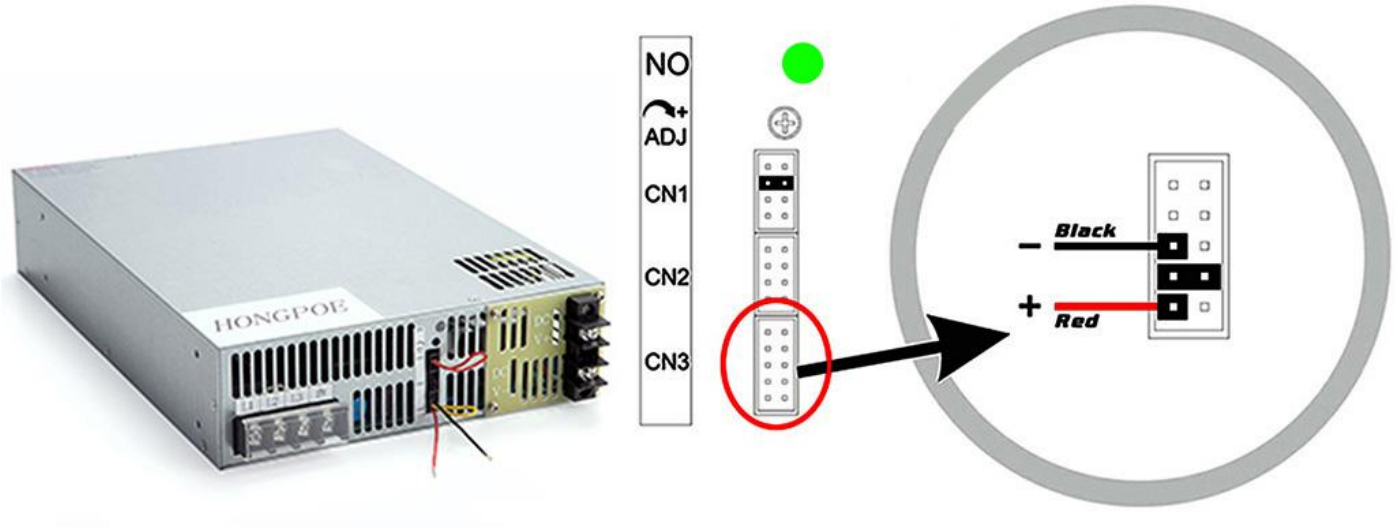

Variable resistor controls output voltage (0-100%)

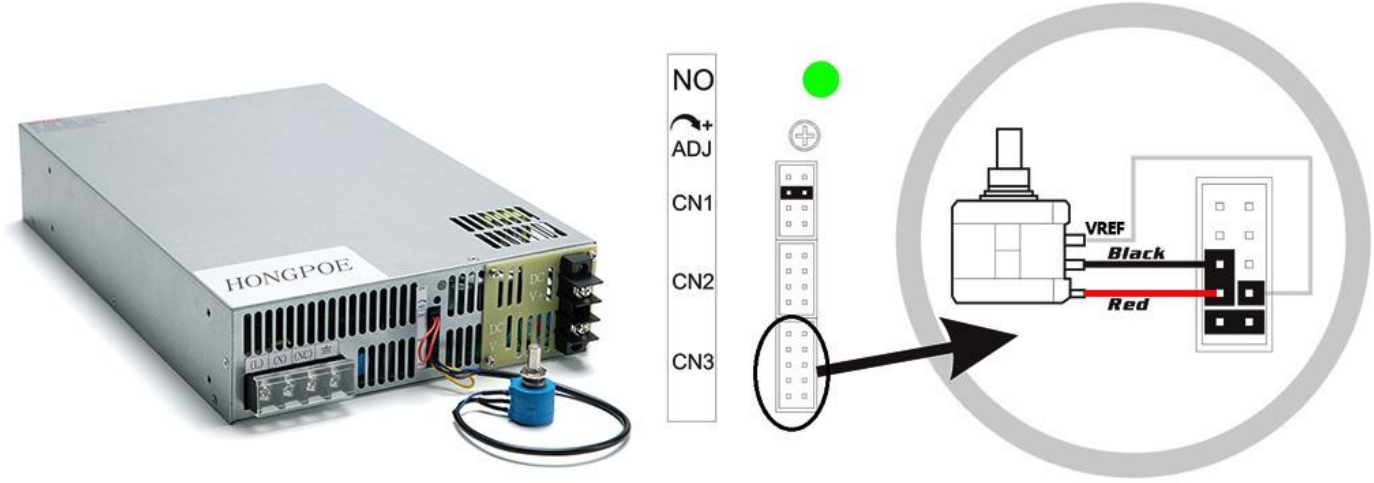

Variable resistor controls output current (0-105%)

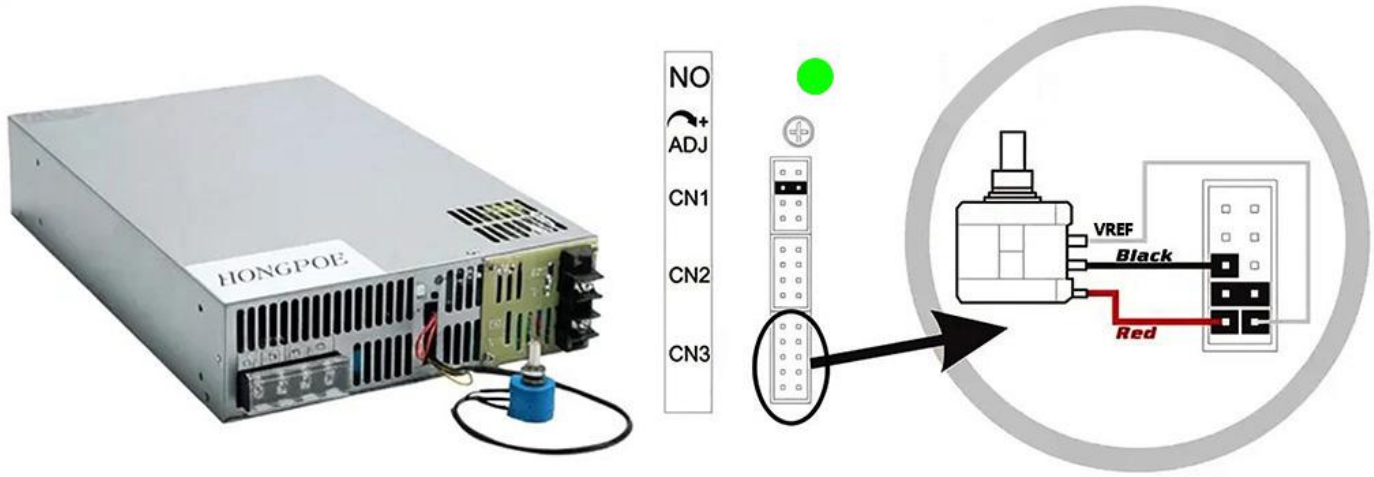

Remote power ON/OFF function



0-5V, 0-10V, PLC, PMW signal controls output voltage

0-100% and output current 0-105%

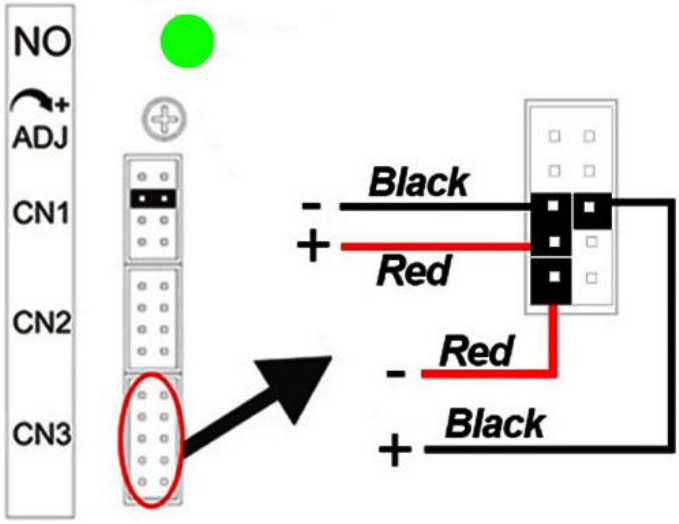

Variable resistor controls output voltage 0-100%

and output current 0-105%

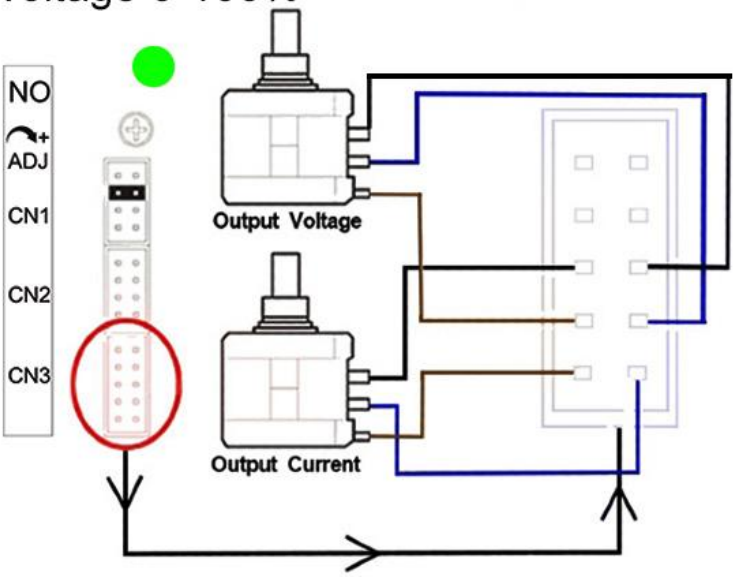

This series supports parallel wiring method for multiple power supplies with a maximum parallel total power of 50,000W.

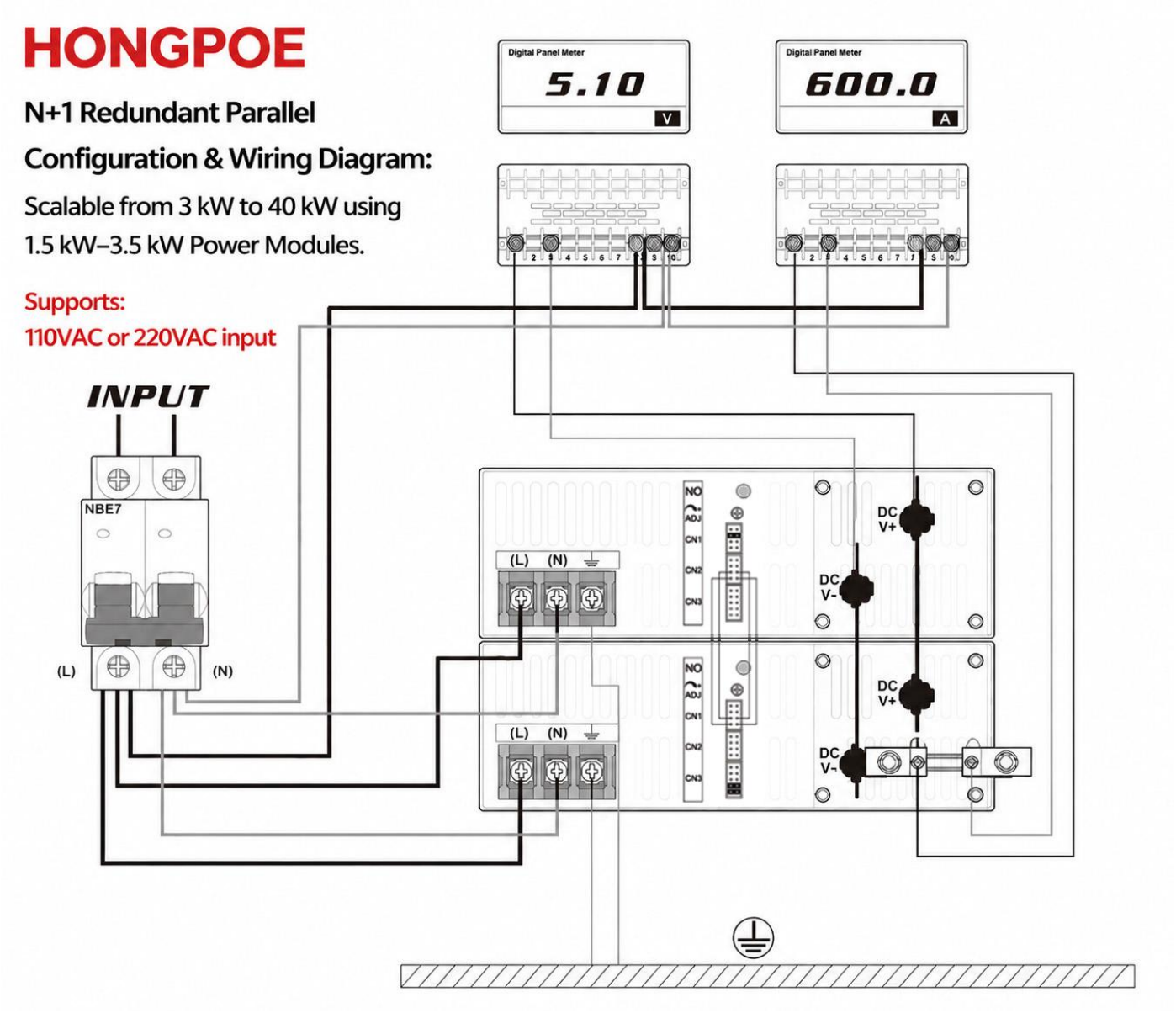

Industrial Multi-Signal Control Module

(0–5V / 0–10V / PLC / PWM)

Provides fully adjustable voltage (0–100%) and current (0–105%) regulation.
Designed to ensure stable output and high precision with your automation equipment.



CONTROL SIGNAL INPUT

- 0-5V
- 0-10V
- PLC
- PWM Signal

Black Wire : Negative (-)

Red Wire : Positive (+)

APPLICABLE MODELS:
1500W ~ 3500W
The above functions apply to all models.

HOW IT WORKS

Adjust the control input signal to linearity change the output voltage.

0%	50% (Adjustable)	100%
0V Output	Medium Output Voltage	Maximum Output Voltage

- High Accuracy Stable Output
- Multi-Signal Compatibility
- Adjustable 0–100% / 0–105%
- Easy Integration Industrial Quality

HONGPOE

1500W-3500W

Overvoltage Protection (OVP)
Protects against excessive voltage to ensure safe operation.

Overcurrent Protection (OCP)
Protects against overcurrent to prevent damage.

Short-circuit Protection (SCP)
Protects against short circuits to enhance safety.

Overtemperature Protection (OTP)
Protects against overheating to ensure reliable performance.





5V-110VDC Output
(Copper Busbar Output)



150V-600VDC Output
(Terminal Block Output)

High Reliability
Stable and durable performance

Full Protections
OVP / OCP / SCP / OTP
All-round protection

Smart Cooling
Built-in fan with temperature control

Wide Applications
Suitable for industrial, automation, LED, etc.